

Manual Testing with expecco

In addition to the development, implementation, evaluation and automation of your tests, expecco also supports the implementation of manual and partially-automated test processes and thus offers a unique migration path for the automation.

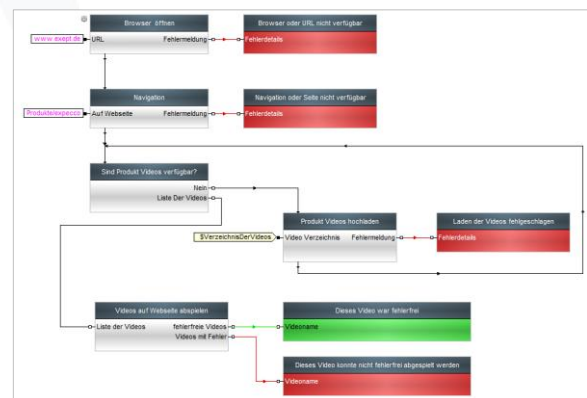
With expecco, you can continue to use your already-existing test descriptions. You will immediately receive the advantage of automatically-generated PDF reports, the storage of the results as well as a precise documentation of the tests that have been implemented. This is the first step towards the partial or full automation of your test processes.

Easy Start

Your existing test descriptions in Word, Excel, OpenOffice or other formats can be directly imported into expecco (III. 1). When reading them in, expecco creates a corresponding action building block for each test step and generates graphical or list-oriented (keyword) test sequences. These sequences are stored as test cases, can be directly implemented by the user or used as part of an automated test sequence (III. 2).

Testdaten	Aktionsbeschreibung	Soll-Ergebniss
	Browser öffnen	Browser konnte geöffnet werden
http://www.exept.de	URL eingeben	Seite kann angezeigt werden
	Navigation zu Produkte / expecco /	
Einsatzmöglichkeiten Funktionsweise Produktvideos Erfolge FAQ	Navigationselemente prüfen	Alle Navigationselemente sind sichtbar und die verknüpften Seiten können angezeigt werden
	Browser öffnen	Browser konnte geöffnet werden
http://www.exept.de	URL eingeben	Seite kann angezeigt werden
	Navigation zu Produkte / expecco / Produktvideos	Navigationselemente sind vorhanden und die Zielseite kann angezeigt werden
6	Anzahl verfügbarer Videos prüfen	Alle Videos sind verfügbar
	Prüfen ob die verfügbaren Videos abgespielt werden können	Alle Videos werden fehlerfrei abgespielt
	Browser öffnen	Browser konnte geöffnet werden
http://www.exept.de	URL eingeben	Seite kann angezeigt werden
expecco	Suchbegriff eingeben und Suche starten	Suchfeld ist vorhanden
	Suchergebnis prüfen	mindestens ein Treffer sollte gefunden werden

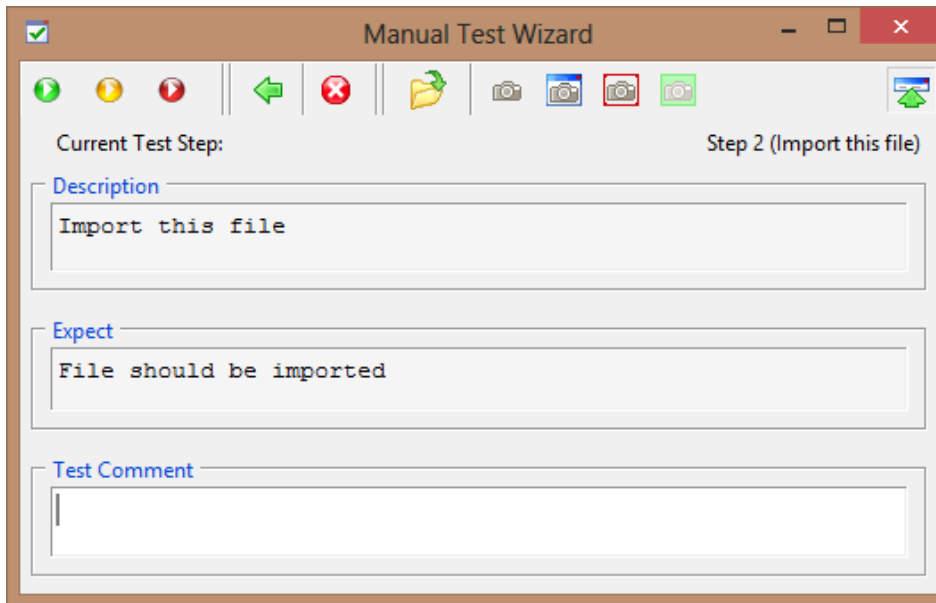
III. 1



III. 2

The Implementation

During implementation, the tester is guided through the process.



Each test step is confirmed by the user.

Additional information and comments as well as screenshots or file enclosures can be added. They are documented together with the result in the report.

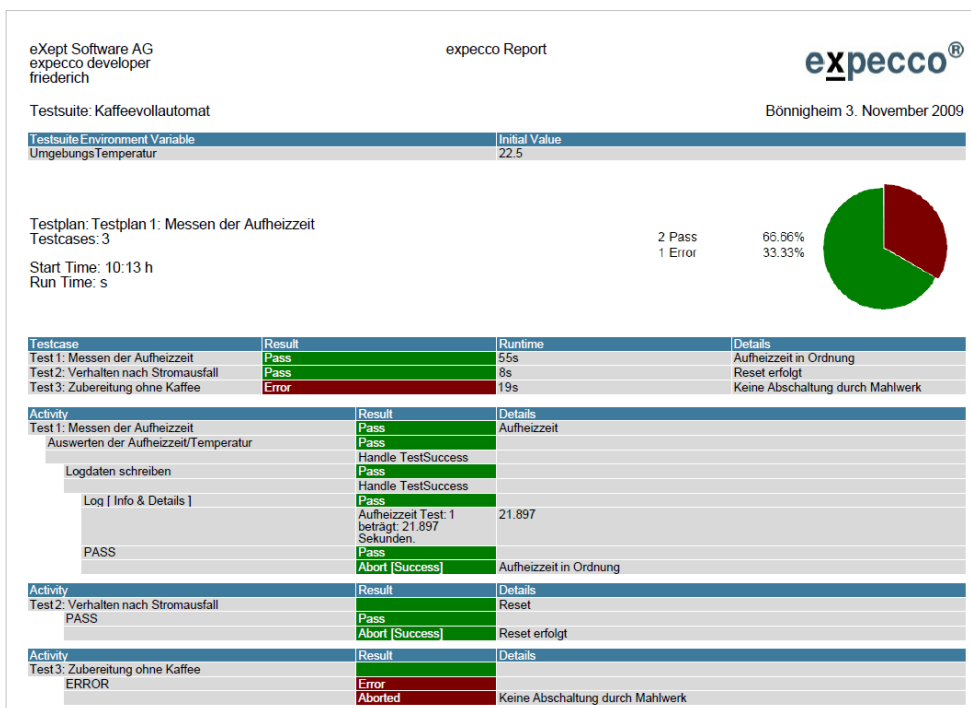
Expansion of the Manual Test Sequences

As required, the manual test process can be easily expanded by additional actions.

For a partial automation process, individual test steps, e.g. the filling-out of fields, navigation or validation of field contents, are automated and integrated into the sequence. Thus, gradually, a higher degree of automation can be attained.

The Test Report

At the end of each test process, a test report is automatically generated. This can be adjusted via report templates based upon client-specific requirements, the target group and the desired degree of detail.



Each implemented test step is automatically logged as well as all inserted information and comments. If schedules, information or comments are added to a test step, then they are enclosed with the report and can be collectively archived. Upon request, the report can be signed so that audit-compliant test documentation is created.

Your Advantages at a Glance:

- Simplifies the manual tests
- Importing existing test descriptions
- Can be easily expanded to include partial or fully-automated test sequences
- Parameterisation of manual tests with various test data
- Audit-compliant test report
- Expanded test documentation
- Linking to various project management and QM systems

